


# FLAIL MOWERS / SHREDDERS

**seppi m.**  
MULCHING EQUIPMENT SPECIALISTS



FIXED OR OFFSET HITCH • Up to 72 HP



REVERSE CONFIGURATION



Hammer Knife

## SMWA SERIES - REVERSIBLE

### FEATURES

- Reversible Cat. 1, 3-point hitch
- Shredders are center mount or offset 6" to the right
- Shreds brush and prunings up to 2"
- Drop forged hammer knives and cutter bars
- 72 HP gearbox with built-in overrunning clutch

Ideal for vineyards, roadsides, parks, pastures, rental yards and heavy cover crop applications.  
Rear hatch is slotted to accept optional rake teeth for applications that require additional pick up of material.

MODELS	WORKING WIDTH	OVERALL WIDTH	EHP REQ'D	HITCH	FLAILS	HOUSING THICKNESS	ROTOR DIA. LESS BLADES	ROLLER DIAMETER	NO. OF BELTS	WEIGHT
SMWA-REV-135	53"	61"	24	Cat. 1 Center & 7" Offset	12	4MM Dbl. Skin	5"	5-1/4"	3	765
SMWA-REV-155	61"	69"	26	Cat. 1 Center & 7" Offset	15	4MM Dbl. Skin	5"	5-1/4"	3	835
SMWA-REV-175	69"	77"	30	Cat. 1 Center & 7" Offset	18	4MM Dbl. Skin	5"	5-1/4"	3	935
SMWA-REV-200	79"	87"	35	Cat. 1 Center & 7" Offset	21	4MM Dbl. Skin	5"	5-1/4"	3	1070

\* EHP= Engine Horsepower

Specifications subject to change without notice

**Innovative, Rugged & Labor Saving Attachments**

www.rankinequipment.com

March 2026

# RANKIN


# FLAIL MOWERS / SHREDDERS



**Innovative, Rugged & Labor Saving Attachments**

www.rankinequipment.com

# SEVERE DUTY FLAIL MOWERS / SHREDDERS



VARIABLE OFFSET HITCH ● 60-100 HP

## S9C SERIES

### FEATURES

- Low profile belt housing and gearbox
- Three rows forged bolt-on re-cutter bars
- Bolt-on hardox internal wearplate
- 150 HP gearbox with built in over-running clutch
- 5 belt drive, rated for 4" material
- Hydraulic linear sideshift - provides up to 22" offset
- Close coupled for tractor stability
- Adjustable rear hatch
- High tensile steel hood
- Rotor bearings are double self aligning
- Safety Protection: Front Double Row Chains and Rear Rubber Flap

S9C SERIES Flail Mowers/Shredders are designed for severe conditions and are ideal for mulching prunings and mowing heavy grass. Available in 69", 79", 89", & 118" cutting widths. The 2000 RPM rotor is equipped with 3 lb. drop forged hammer knives designed to mow grass and shred brush up to 4" diameter. An adjustable rear hatch in open position discharges grass and allows tractor speeds up to 6 MPH, and in closed position contains and further shreds brush to a finer mulch. The hydraulic sideshift hitch allows quick setting from center mount to offset and is close coupled to the tractor for stability. Equipped with chain guards in front and rubber shielding on rear for safety protection. The "low profile" belt housing and gearbox is a great advantage when operating in orchards and vineyards.

MODELS	WORKING WIDTH	OVERALL WIDTH	EHP REQ'D	HITCH	FLAILS	HOUSING THICKNESS	ROTOR DIA. LESS BLADES	NO. OF BELTS	WEIGHT
S9C-175	69"	75"	70	Cat. 2 Hyd Offset	18 Hammers	1/4" double wall	6-1/4" x 5/8" Wall	5	1795
S9C-200	79"	85"	75	Cat. 2 Hyd Offset	21 Hammers	1/4" double wall	6-1/4" x 5/8" Wall	5	1925
S9C-225	89"	95"	80	Cat. 2 Hyd Offset	21 Hammers	1/4" double wall	6-1/4" x 5/8" Wall	5	2055
S9C-300	118"	124"	90	Cat. 2 Hyd Offset	30 Hammers	1/4" double wall	6-1/4" x 5/8" Wall	5	2670

\* EHP= Engine Horsepower

Specifications subject to change without notice

www.rankinequipment.com

# FLAIL MOWERS / SHREDDERS




REVERSIBLE FRONT OR REAR CENTER MOUNT ● Up to 100 HP

## S7B SERIES

### FEATURES

- Reversible front or rear center mount
- Cutting height adjust from 1" to 4"
- Cat. 2, 3-point hitch
- Shreds brush & prunings up to 3"
- Drop forged hammer knives and cutter bars
- 100HP gearbox with built-in overrunning clutch

Ideal for vineyards, orchards, parks, pastures, rental yards and heavy cover crop applications. Rear hatch is slotted to accept optional rake teeth for applications that require additional pick up of material.



MODELS	WORKING WIDTH	OVERALL WIDTH	EHP REQ'D	HITCH	FLAILS	ROLLER DIA.	WEIGHT
S7B-150	59"	65"	50	Cat. 2	15 Hammers	6"	1170
S7B-175	69"	75"	55	Cat. 2	18 Hammers	6"	1340
S7B-200	79"	85"	60	Cat. 2	21 Hammers	6"	1430
S7B-250	98"	104"	65	Cat. 2	27 Hammers	6"	1720

Specifications subject to change without notice

www.rankinequipment.com