




ilmer

M2 SERIES MOWERS





Precision Cutting Performance!



www.rankinequipment.com

M2 SERIES MOWERS



All inclusive!
Front-rear mounting and hydraulic side shifting

A Master of reliability!
Strong angular gear, oversized drive as well as protective labyrinth seal of the blade bearing

That's fun!
Easiest and quick maintenance thanks to directly accessible greasing points

Individual setting of the cutting height as required for gentle and efficient work

Intelligent, solid construction!
Compact, weight-optimized and extremely maneuverable thanks to the high tensile steels and quality components

Imer M2 Low Profile Series Mowers are designed to efficiently mow grass with the option of discharging clippings in the row or to the right side of the machine. These high blade tip speed machines are equipped with double edge swinging blades for precision mowing, 1" cutting capacity.

M2 SERIES MOWERS

FEATURES:

- Rear or Right Side Discharge
- Reversible 3-Point Hitch
- Double Edge Blades
- Belt Drive Spindles
- Front and Rear Rollers
- Low Profile Deck
- Hydraulic Offset
- Powder Coat Paint
- Series 4 Driveline
- Parallelogram Hitch
- Floating Top Link Chain
- 1" Cutting Capacity

SPECIFICATIONS

MODELS	WORKING WIDTH	OVERALL WIDTH	CUTTING HEIGHT	3-POINT HITCH	OFFSET FROM CENTER	NO. OF BLADES	HP REQ'D	WEIGHT
M2-C150	59"	61"	2" - 3-1/2"	Cat. 1	57"	4	20	568
M2-G170	67"	69"	2" - 3-1/2"	Cat. 1	65"	4	24	638
M2-F210	82"	84"	2" - 3-1/2"	Cat. 1	55"	6	31	744
M2-D230	90"	92"	2" - 3-1/2"	Cat. 1	59"	6	34	790
M2-K250	98"	100"	2" - 3-1/2"	Cat. 1	63"	6	41	869



Phone (800) 426-2009 (509) 453-8271

www.rankinequipment.com